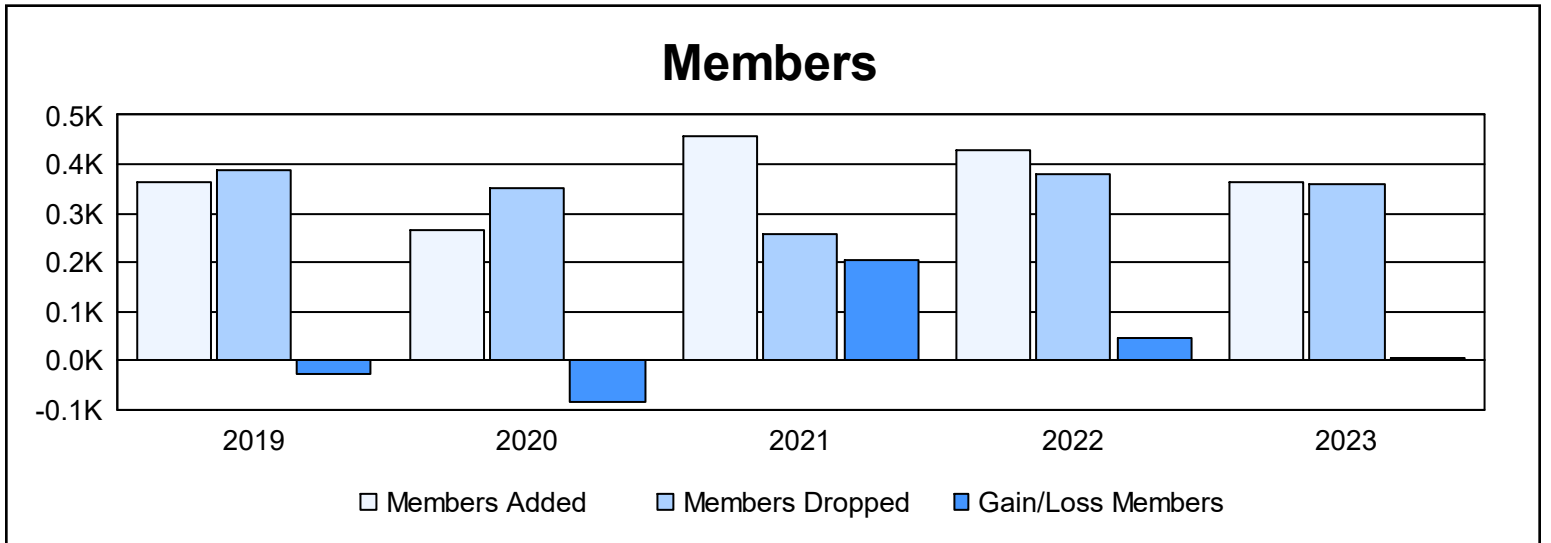
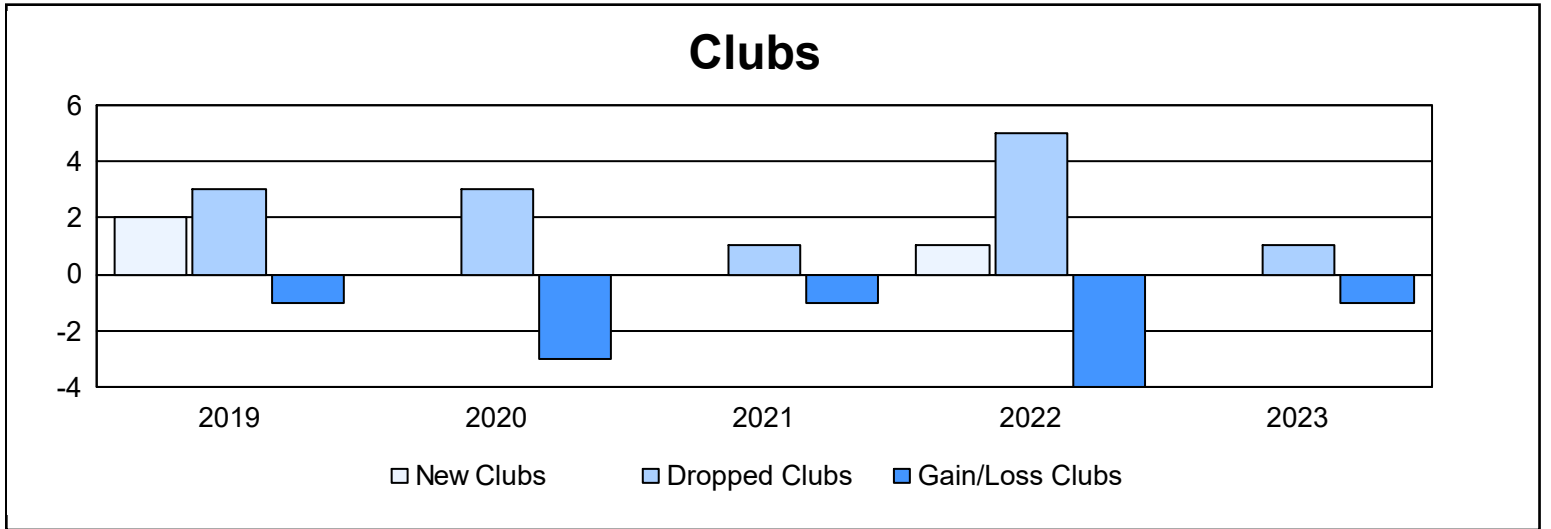
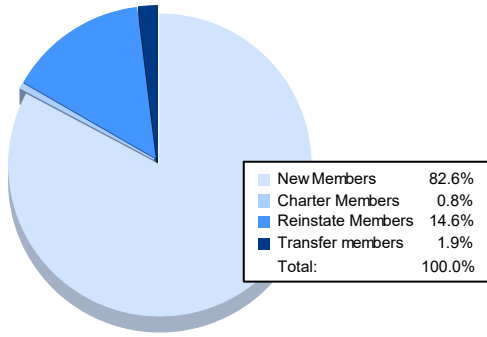


| Year | New Clubs | Dropped Clubs | Gain/ Loss Clubs | New Members | Charter Members | Reinstate Members | Transfer Members | Total Member Added | Total Members Dropped | Gain/ Loss Members |
|----------------|-----------|---------------|------------------|-------------|-----------------|-------------------|------------------|--------------------|-----------------------|--------------------|
| 2018-2019 | 2 | 3 | -1 | 241 | 63 | 52 | 7 | 363 | 389 | -26 |
| 2019-2020 | 0 | 3 | -3 | 235 | 1 | 9 | 21 | 266 | 350 | -84 |
| 2020-2021 | 0 | 1 | -1 | 411 | 12 | 25 | 11 | 459 | 256 | 203 |
| 2021-2022 | 1 | 5 | -4 | 347 | 37 | 36 | 7 | 427 | 380 | 47 |
| 2022-2023 | 0 | 1 | -1 | 300 | 3 | 53 | 7 | 363 | 359 | 4 |
| Average | 1 | 3 | -2 | 307 | 23 | 35 | 11 | 376 | 347 | 29 |



Membership Composition June 2023 Cumulative



Gender Composition June 2023 Cumulative

